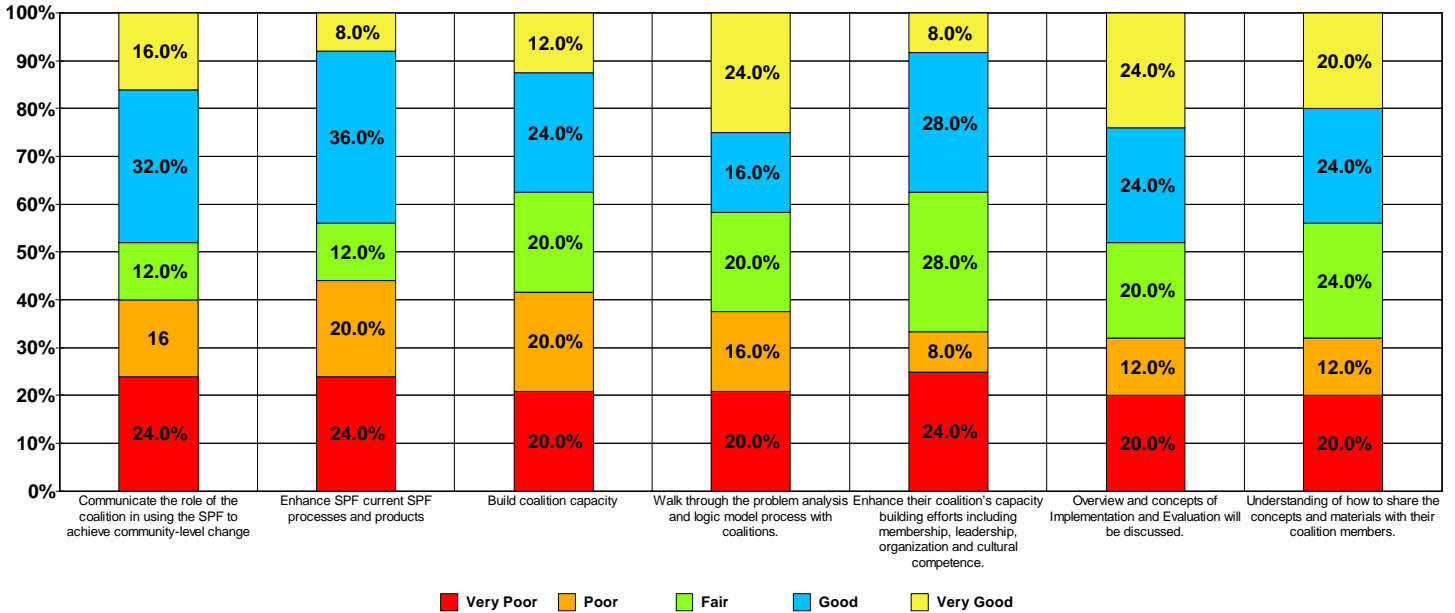


# Coalition Core Essentials Countryside, IL June 10-11, 2015

## Evaluation Report (N=25)

**BEFORE attending this training how would you rate your ability to take action on the following issues?**

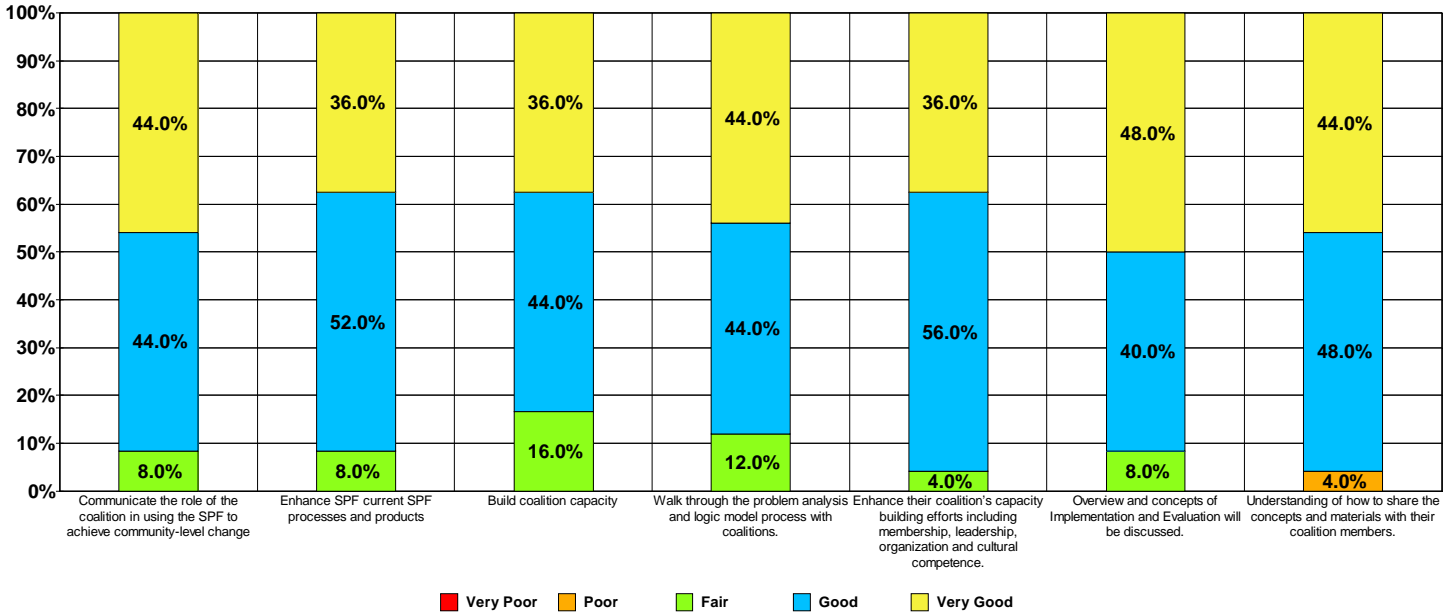


	Total					
		Very Poor	Poor	Fair	Good	Very Good
Communicate the role of the coalition in using the SPF to achieve community-level change	25	6 24.0%	4 16.0%	3 12.0%	8 32.0%	4 16.0%
Enhance SPF current SPF processes and products	25	6 24.0%	5 20.0%	3 12.0%	9 36.0%	2 8.0%
Build coalition capacity	25	5 20.0%	5 20.0%	5 20.0%	6 24.0%	3 12.0%
Walk through the problem analysis and logic model process with coalitions.	25	5 20.0%	4 16.0%	5 20.0%	4 16.0%	6 24.0%
Enhance their coalition's capacity building efforts including membership, leadership, organization and cultural competence.	25	6 24.0%	2 8.0%	7 28.0%	7 28.0%	2 8.0%
Overview and concepts of Implementation and Evaluation will be discussed.	25	5 20.0%	3 12.0%	5 20.0%	6 24.0%	6 24.0%
Understanding of how to share the concepts and materials with their coalition members.	25	5 20.0%	3 12.0%	6 24.0%	6 24.0%	5 20.0%

## Coalition Core Essentials Countryside, IL June 10-11, 2015

### Evaluation Report (N=25)

**AFTER attending this training how would you rate your ability to take action on the following issues?**

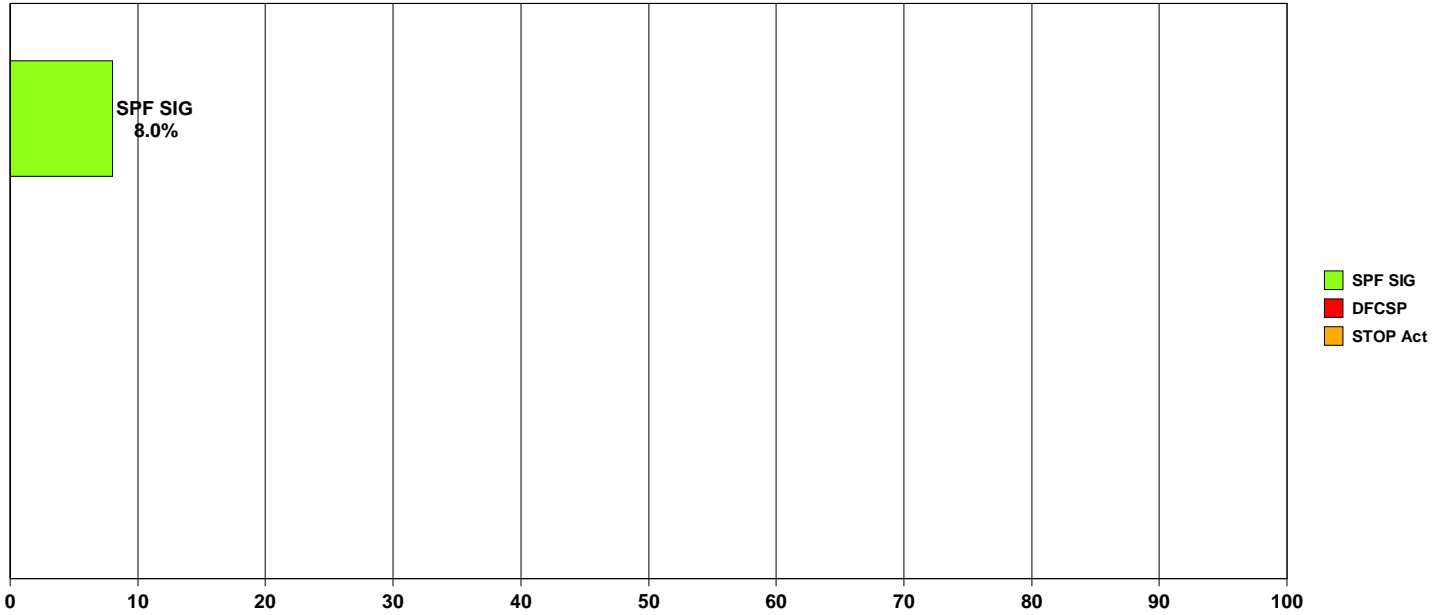


	Total					
		Very Poor	Poor	Fair	Good	Very Good
Communicate the role of the coalition in using the SPF to achieve community-level change	25	-	-	2 8.0%	11 44.0%	11 44.0%
Enhance SPF current SPF processes and products	25	-	-	2 8.0%	13 52.0%	9 36.0%
Build coalition capacity	25	-	-	4 16.0%	11 44.0%	9 36.0%
Walk through the problem analysis and logic model process with coalitions.	25	-	-	3 12.0%	11 44.0%	11 44.0%
Enhance their coalition's capacity building efforts including membership, leadership, organization and cultural competence.	25	-	-	1 4.0%	14 56.0%	9 36.0%
Overview and concepts of Implementation and Evaluation will be discussed.	25	-	-	2 8.0%	10 40.0%	12 48.0%
Understanding of how to share the concepts and materials with their coalition members.	25	-	1 4.0%	-	12 48.0%	11 44.0%

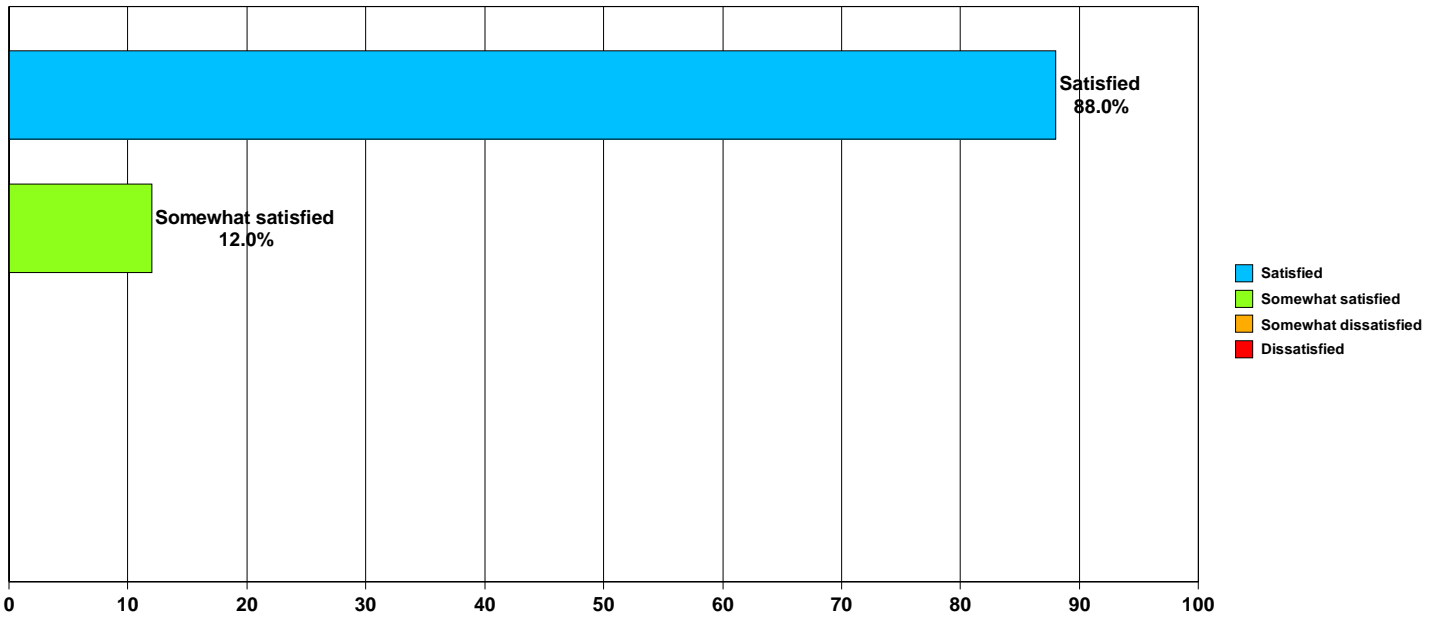
**Coalition Core Essentials  
Countryside, IL  
June 10-11, 2015**

**Evaluation Report (N=25)**

Please indicate if any of the following apply to you:

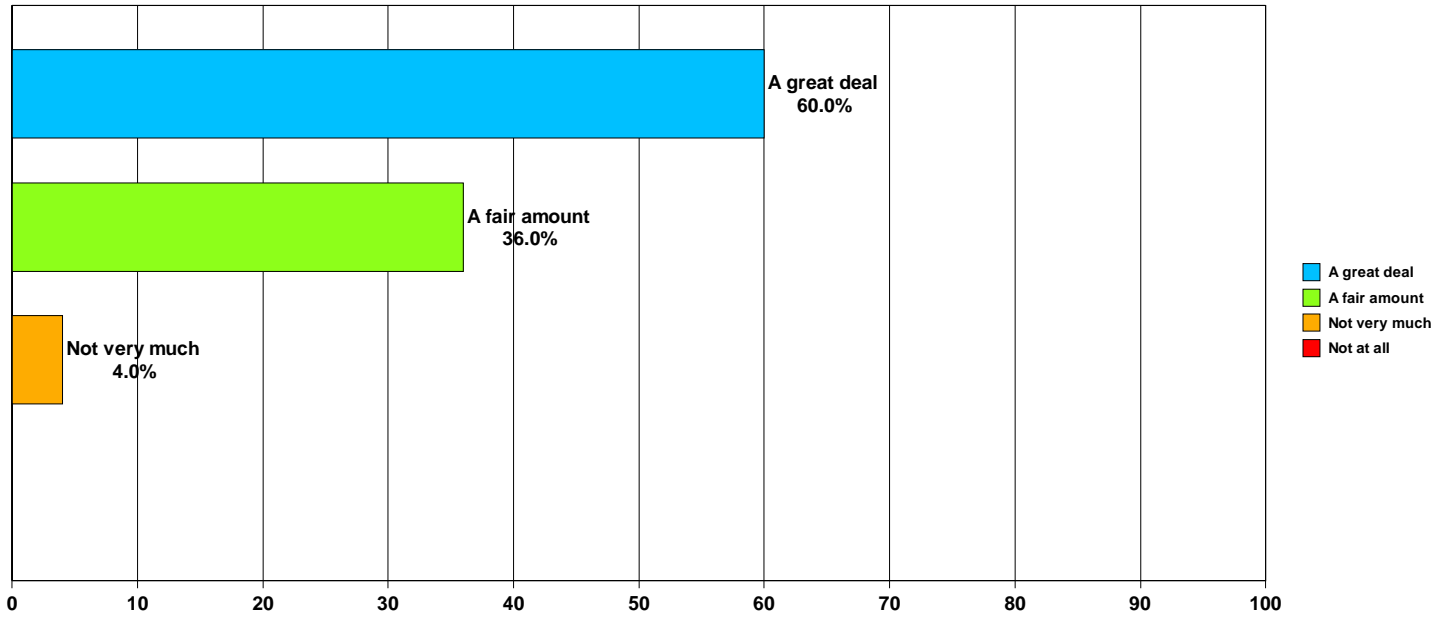


In general, how satisfied are you with the training you received?

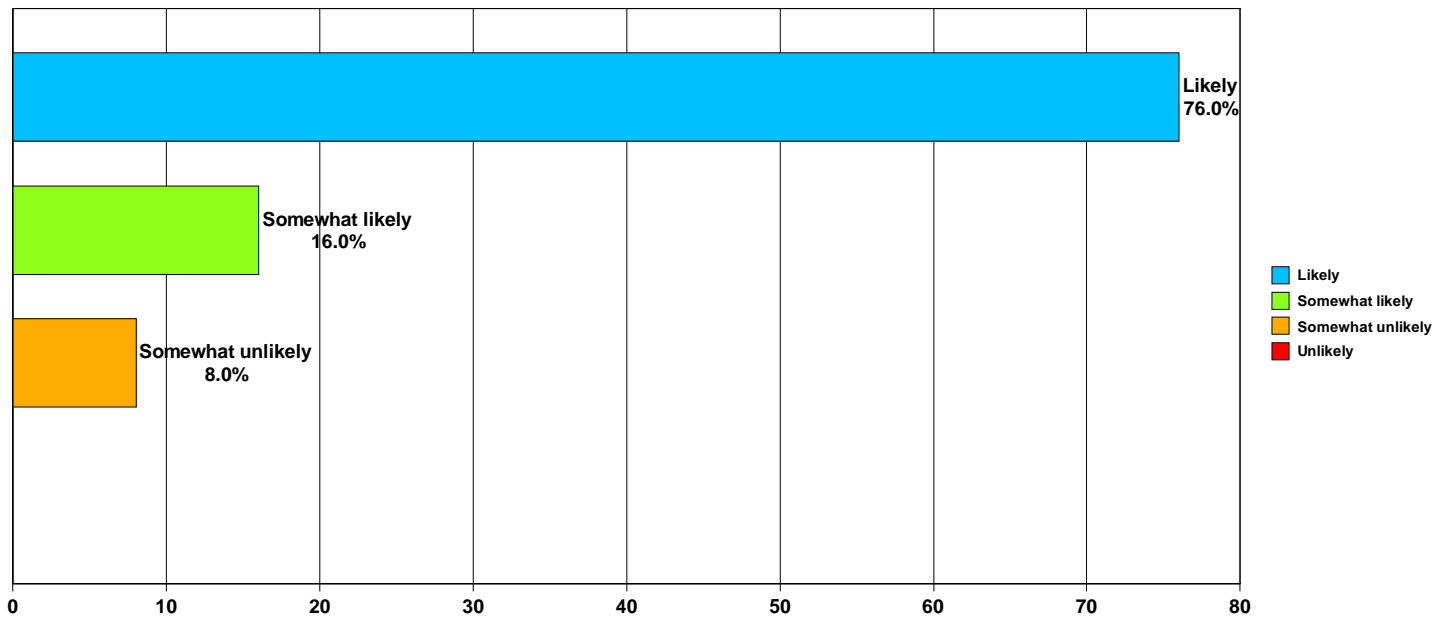


Evaluation Report (N=25)

How much new information did you learn at this training?



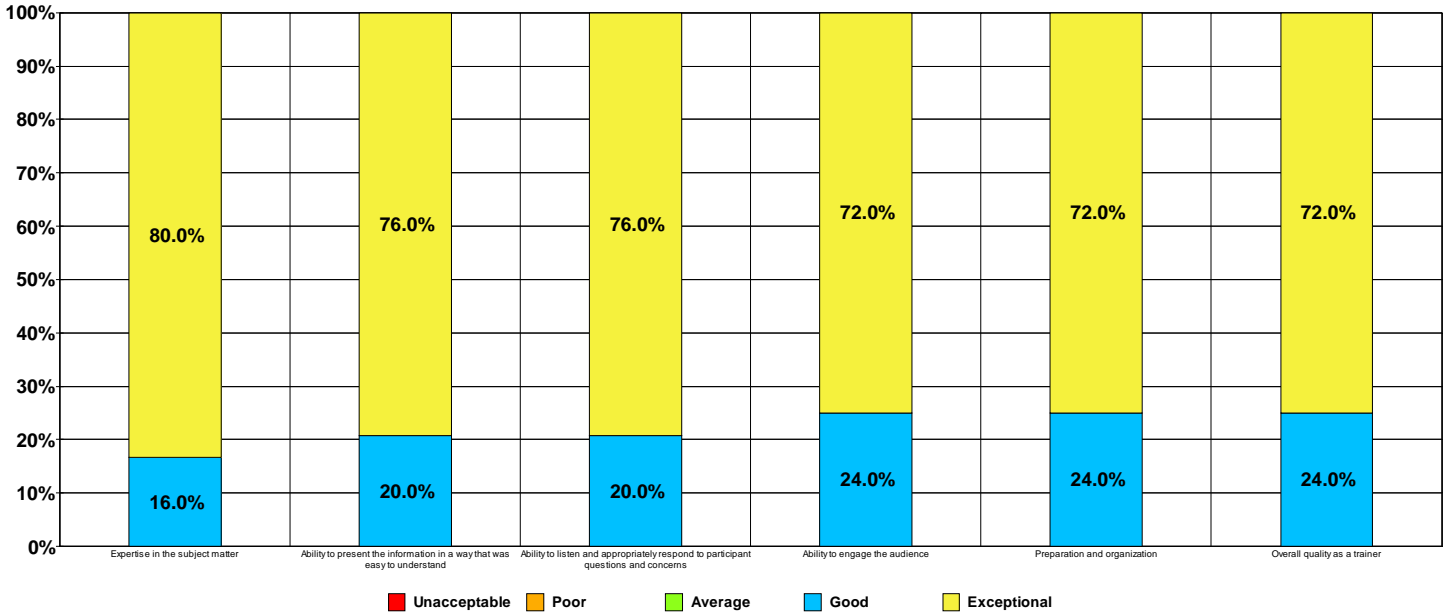
How likely are you to use the information or ideas that you received in this training?



## Coalition Core Essentials Countryside, IL June 10-11, 2015

### Evaluation Report (N=25)

Please rate your trainer on the following topics:



	Total					
		Unacceptable	Poor	Average	Good	Exceptional
Expertise in the subject matter	25	-	-	-	4 16.0%	20 80.0%
Ability to present the information in a way that was easy to understand	25	-	-	-	5 20.0%	19 76.0%
Ability to listen and appropriately respond to participant questions and concerns	25	-	-	-	5 20.0%	19 76.0%
Ability to engage the audience	25	-	-	-	6 24.0%	18 72.0%
Preparation and organization	25	-	-	-	6 24.0%	18 72.0%
Overall quality as a trainer	25	-	-	-	6 24.0%	18 72.0%

Strengths of the presenters:

- personable, able to listen, well versed on topics are all strengths for Heidi Bambridge  
- no suggestions for improvement

Great at Covering Process

Heidi - Knowledge, experience

Heidi was enthusiastic, clear with the information she shared and easy to listen to

Heidi was <sup>Bambridge</sup> excellent. Good examples & response to questions.

Heidi - good info + good slides + book  
very organized

Excellent communicator  
Very prepared

Knowledgeable instructor on coalition set-up.

Strengths of the presenters:

Heidi is very approachable with an open personality and friendly demeanor.

Would like material ahead of time - to review and read

Heidi Bainbridge clearly knows coalition building and substance issues in communities.

HEIDI BAINBRIDGE - HIGH ENERGY VERY POSITIVE  
Strong examples, positive criticism

Opportunities for improvement for the presenters:

For our particular coalition, the organizational part could have been presented the first day

Heidi -

Can't think of any! Some examples used are too rural - use more suburban examples

It's good.

I think Medi would be more effective if she has the audience follow along in the workbook and tells us what page number we should be on.



Please list specific actions you intend to take to follow up on what you learned at this training.

① - I will meet w/ coalition leaders and ② take info back to school to see what LT needs to provide.

- Needs assessment

Fill in membership

- Take some of the info learned back to my agency

Participate in the coalition's development using the directives given in the training

Share w/ my employees who work in S.A. Med Director

Stay involved - made it worthwhile

S.T.H.S

Research financial impact of issue on bsa community

- Problem Statements
- Root Causes
  - Local Conditions

Please list specific actions you intend to take to follow up on what you learned at this training.

1. Connect with local organizations
2. Discuss the role of my organization in the CADCA Initiative

- ① Look forward to getting started with Coalition by attending
- ② Needs + Assessment planning - add ideas

Ask for more info of the coalition - to be give to all membas

I will pay attention to what the coalition is doing and offer to be a member.

DATA COLLECTION

Process to fill in GAPS

Logic Module

SPE

Please list specific actions you intend to take to follow up on what you learned at this training.

<p>Organization structure</p> <ul style="list-style-type: none"><li>- Leadership</li><li>- Bylaws</li><li>- Timelines</li></ul>
<p>Leadership defined</p>
<p>connect w/ coalition members @ school to identify opportunities to support them &amp; their students</p>
<p>Next meeting - when &amp; where</p>
<p>I will use SPF as it relates to my own agency.</p>

Evaluation

<p>Help recruit members for identified GAPS</p>
-------------------------------------------------

Please tell us how this training could be improved to better meet your needs.

format was great - helpful to have power point to follow along; great breaks, if lunches provided no need 1 1/2 or 1 hr 15 min for lunch.

See 9.  
otherwise it was excellent

Excellent Handouts. Good pace  
& mix of presentation & discussion

Instead of using examples, use real situations - there are enough!

cookies on the second day!

Not Heidi's Responsibility

JA's good

The slides in the workbook have print that is unreadable because it is too small.

I get a little lost in the jargon used. More simple terminology will appeal a bit more to newbies attending this training

Please tell us how this training could be improved to better meet your needs.

① a filled in Out Comes example page 63

§ When "initials" are used for the first time - spell it out in ( )'s - not everyone knows all of them or remember.

No comments that I can think of.